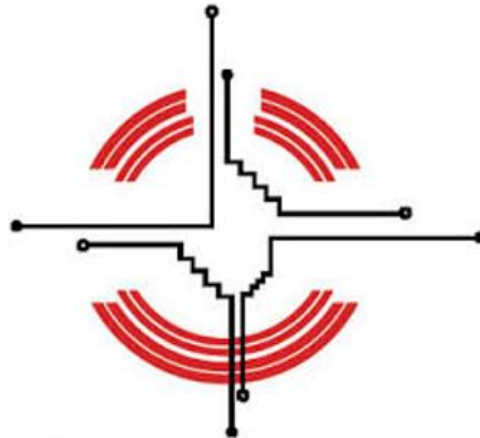


Spring 2018

E-Learning Data

NTU



E-Learning



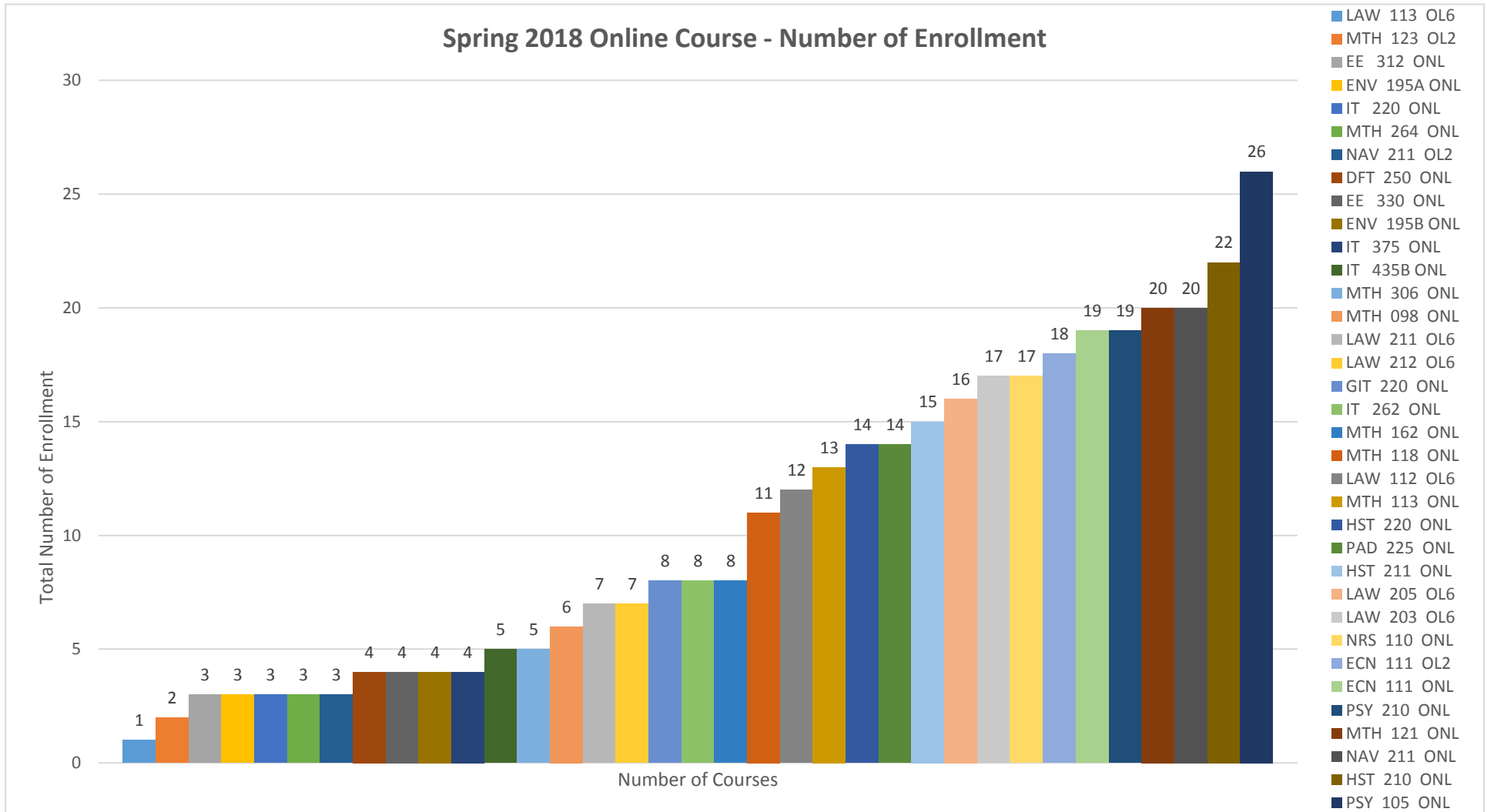
Coleen Arviso

ccarviso@navajotech.edu

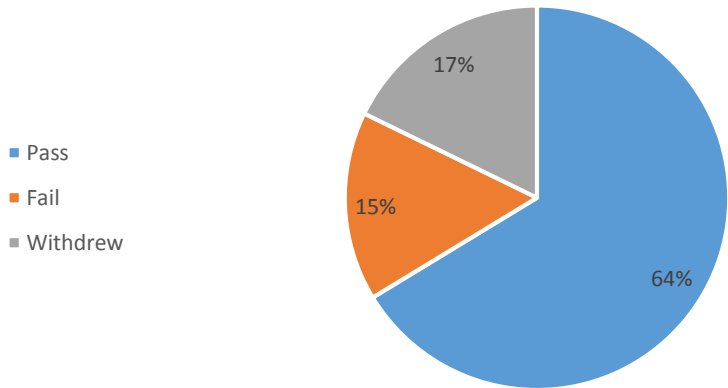
Spring 2018

Spring 2018 & Fall 2017 E-Learning Data

NTU retained membership to the National Council for State Authorization Reciprocity Agreements (NC-SARA). This membership allows NTU to deliver fully online courses anywhere without having to get state-by-state approval to deliver our online courses. NTU was also named the 4th best online college in New Mexico, 2018 (<https://www.bestvalueschools.org/best-online-colleges-in-new-mexico/>). NTU earned a spot on this list due to its exceptional quality, academic excellence and devotion to non-traditional learning. **35 FULL ONLINE COURSES WITH 22 ONLINE FACULTY FOR THE SPRING 2018 SEMESTER. THE ENROLLMENT FIGURES RANGE FROM 1 TO 26 STUDENTS IN THE COURSES. GRAPH BELOW SHOWS THE NUMBER OF ENROLLMENT AND THE COURSES OFFERED WITH TOTAL NUMBER BEING 361 STUDENTS.**



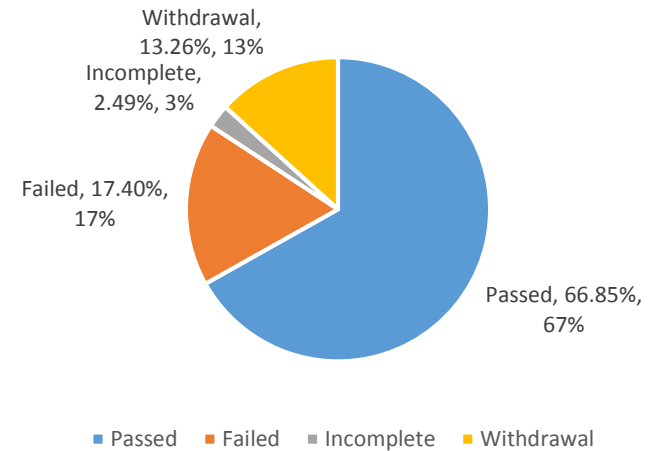
Pass Rate for Spring 2018 Online Courses



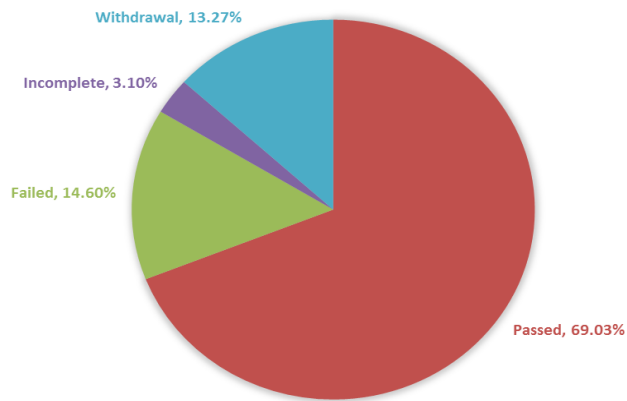
THE PIE CHARTS DISPLAY ONLINE COURSES HAVE A 64% PASS FINAL GRADES AND 67% PASS RATE WHEN CALCULATING A,B,C,D's AND SEPARATING F AND W. THE FOLLOWING TWO GRAPHS ON THE NEXT PAGE DISPLAY SPRING 2018 FINAL GRADES AND THE PERCENTAGE. A TOTAL OF 361 ONLINE STUDENTS FOR THE SPRING 2018 SEMESTER. THE TABLES BELOW SHOW THE FINAL GRADES RANGING FROM A, B, C, D, F, I AND NG (NG=NO GRADE).

IN COMPARING AND CONTRASTING BETWEEN SPRING 2018 AND SPRING 2017, THE ONLINE COURSE GRADES ARE DOWN 2%. THE FAILS ARE INCREASING. I'LL INQUIRE AND INVESTIGATE THE REASON FOR THE INCREASE FOR F'S AND ENSURE BOTH FACULTY AND STUDENTS ARE GETTING THE PROPER SUPPORT NEEDED .

Spring 2018 Final Grades Online Student Outcomes

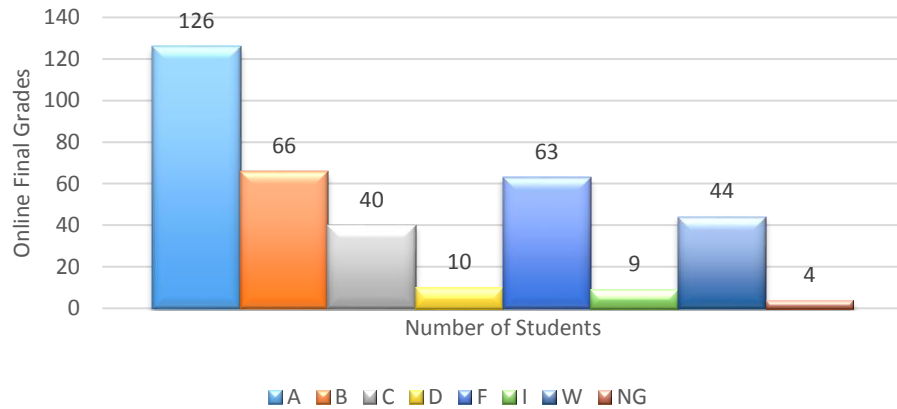


SPRING 2017 FINAL GRADES ONLINE STUDENT OUTCOMES

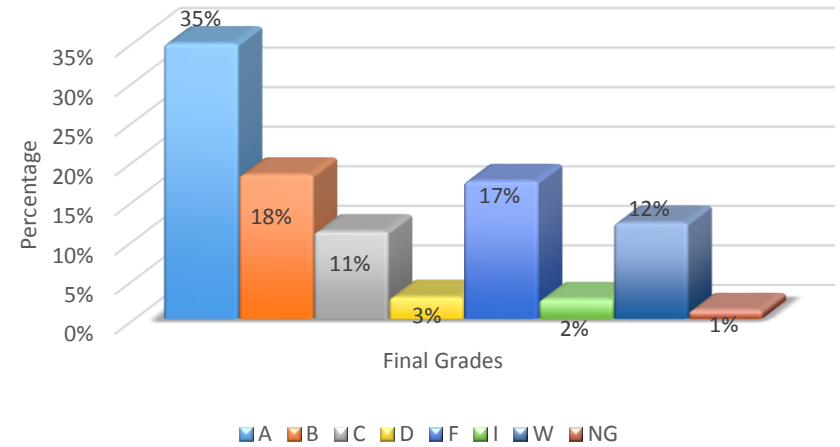


(THE NUMBER OF A'S AND B'S ARE HIGHER PERCENTAGE. F'S ARE STILL A CONCERN AND W'S HAVE DECREASED FROM FALL 2017).

Spring 2018 Number of Online Final Grades

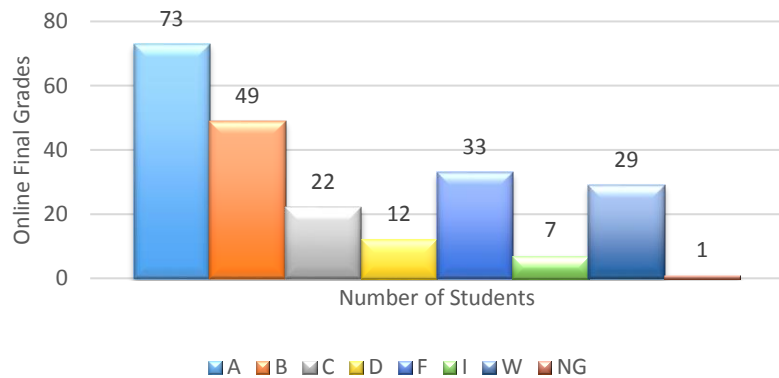


Spring 2018 Online Course Grades

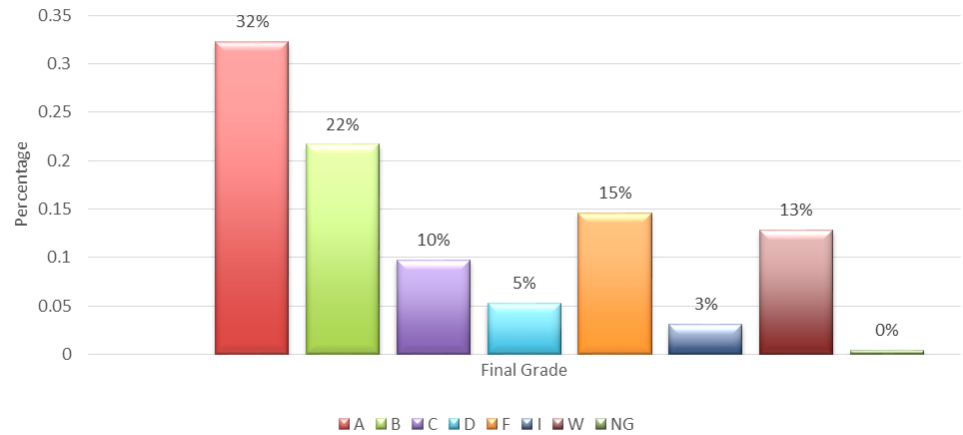


THE TWO GRAPHS BELOW DISPLAY THE SPRING 2017 FINAL GRADES AND THE PERCENTAGE. A TOTAL OF 226 ONLINE STUDENTS ENROLLED AND 21 ONLINE COURSES WITH 13 ONLINE FACULTY.

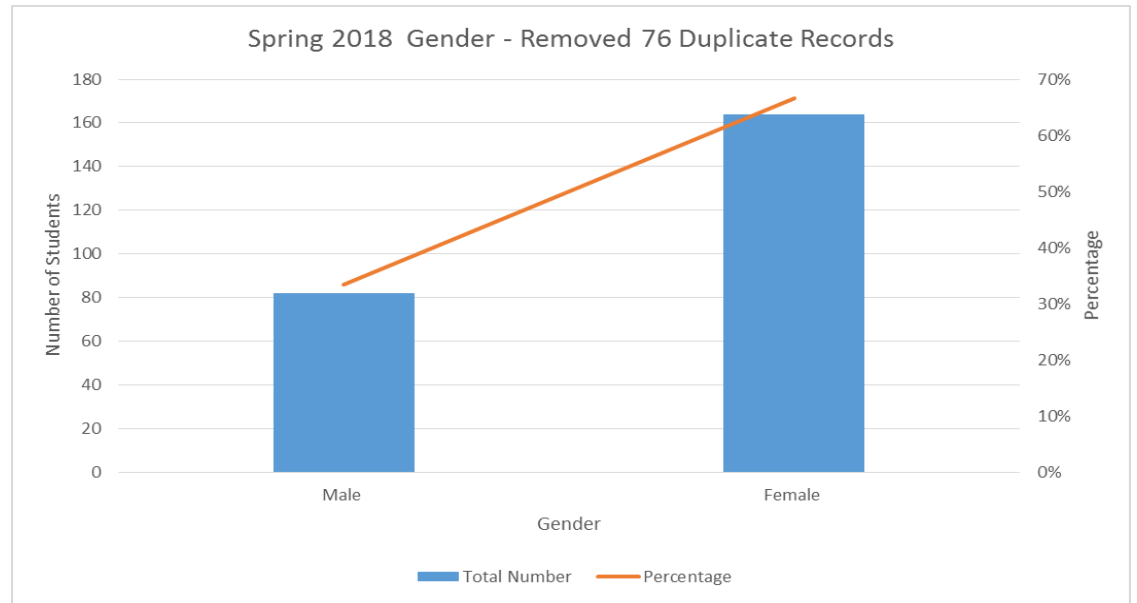
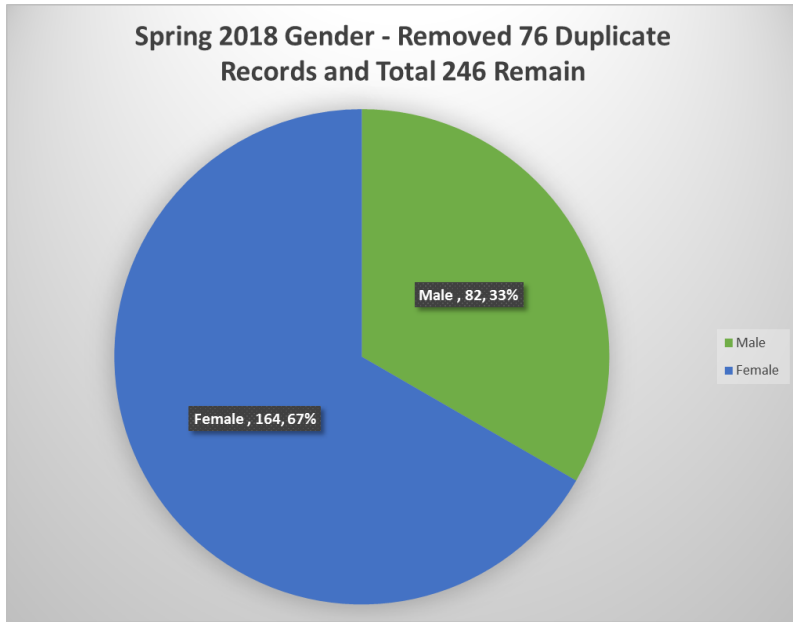
Spring 2017 Number of Online Final Grades



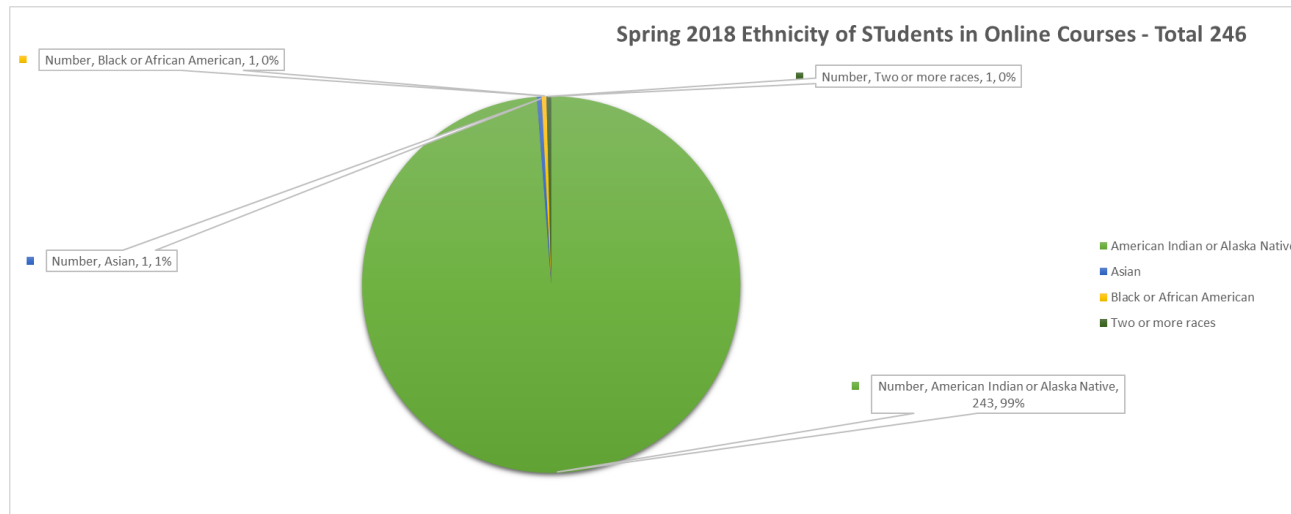
Spring 2017 Online Course Grades



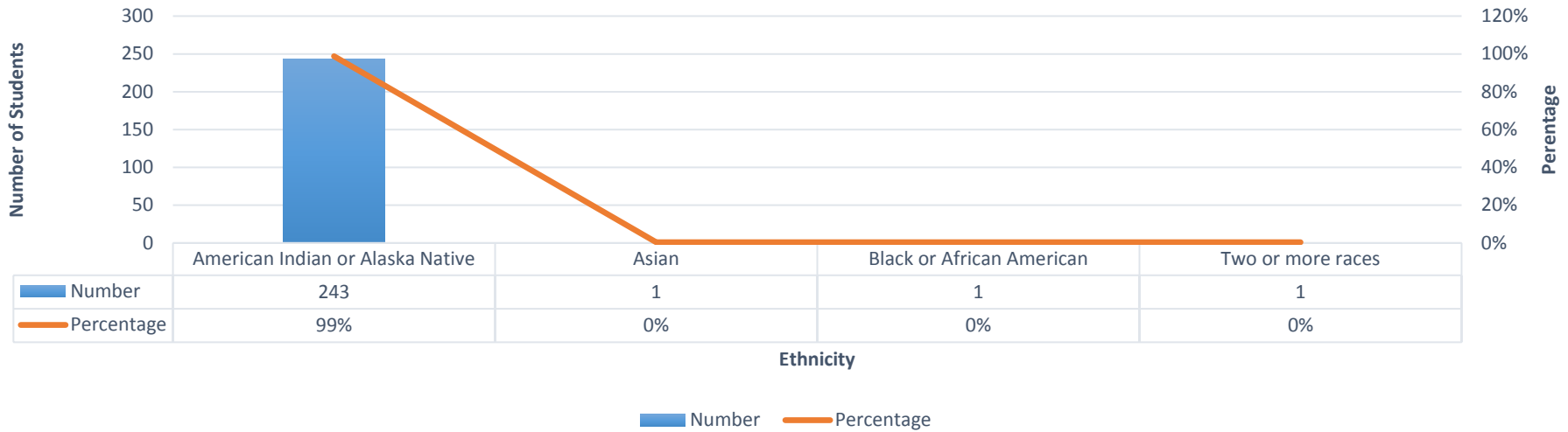
BELOW: TOTAL NUMBER AND PERCENTAGE ACCORDING TO GENDER FOR ONLINE COURSES. THE TOTAL AMOUNT OF 246 REFERENCES ONLINE UNDUPLICATED STUDENT HEADCOUNT. (TOTAL ENROLLED/COURSE ONLINE STUDENT HEADCOUNT 361 - 76 DUPLICATED STUDENTS = 246 UNDUPLICATED ONLINE STUDENT HEADCOUNT) THE DATA NOTES THAT THE MAJORITY OF THE ONLINE STUDENTS ARE AMERICAN INDIAN, 67% ARE FEMALE, 33% ARE MALE, AGES 18-14 (66 STUDENTS) AND 38% ARE AGES 25-34 (110 STUDENTS).



TOTAL NUMBER OF MINORITY STUDENTS IN ONLINE COURSES FOR SPRING 2018.

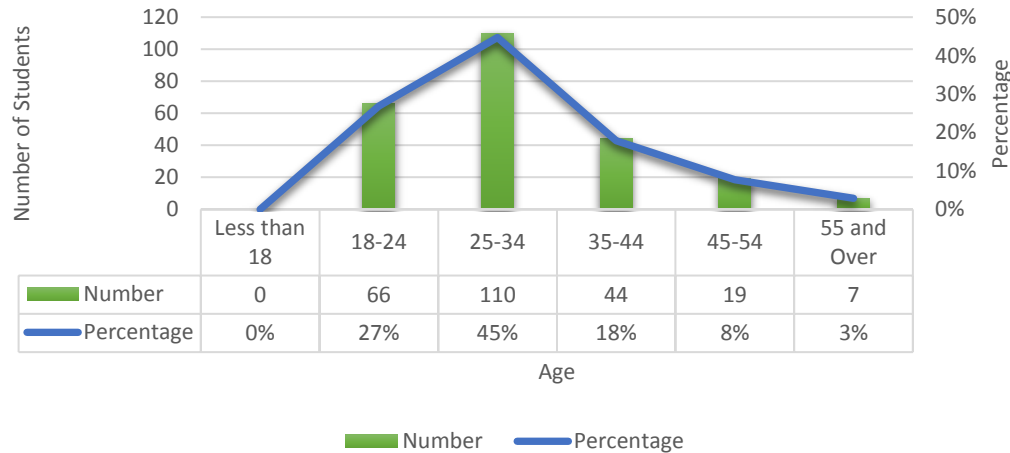


Spring 2018 Ethnicity of Online Student - Total 246

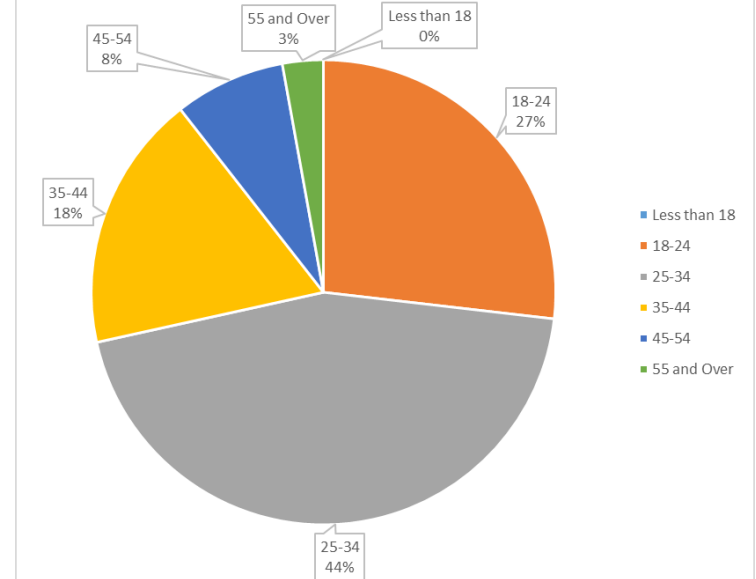


THE NEXT TWO GRAPHS INCLUDE SPRING 2018 – AGE OF ONLINE STUDENT AND PERCENTAGE.

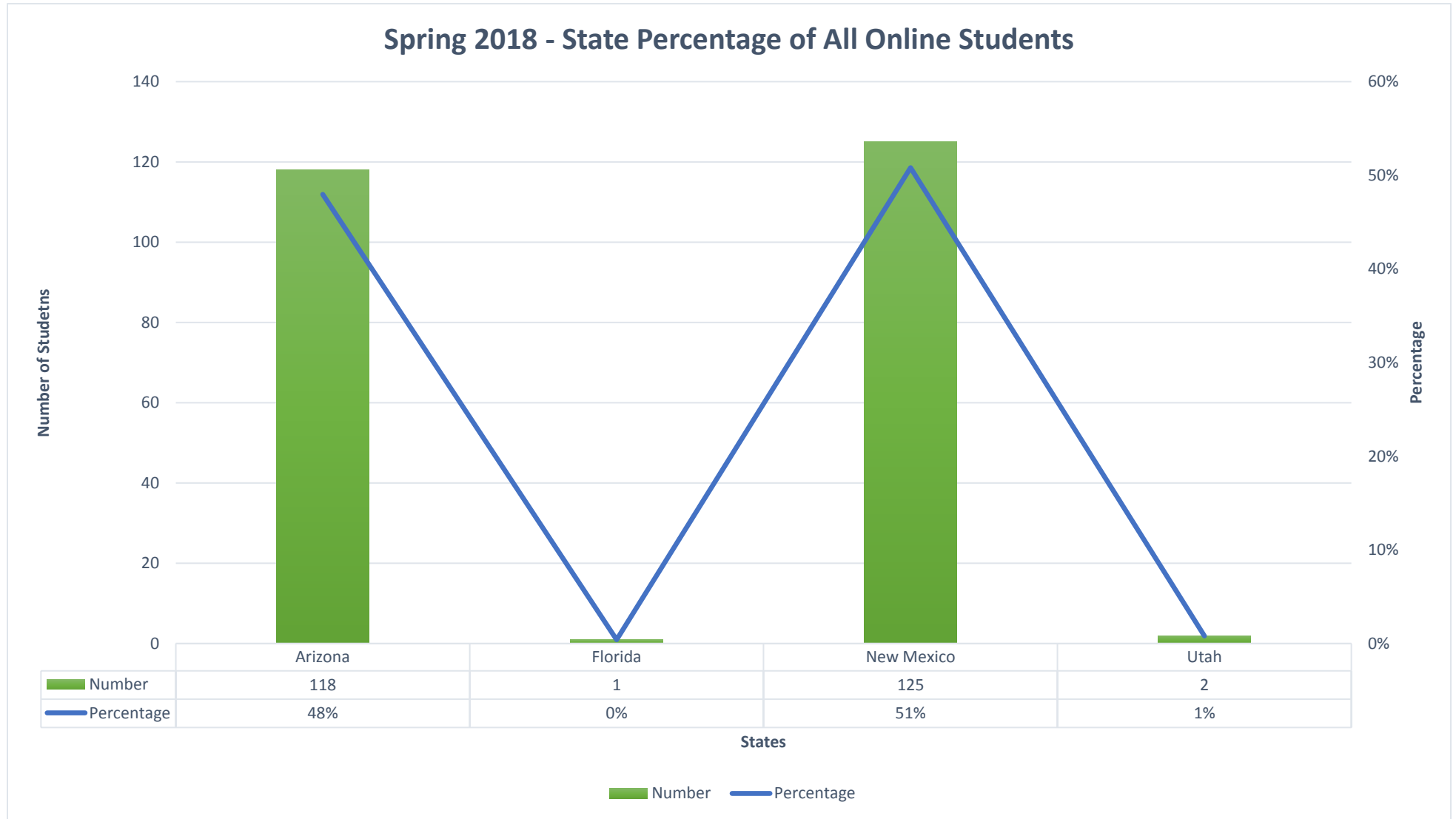
Spring 2018 - Age of Online Student



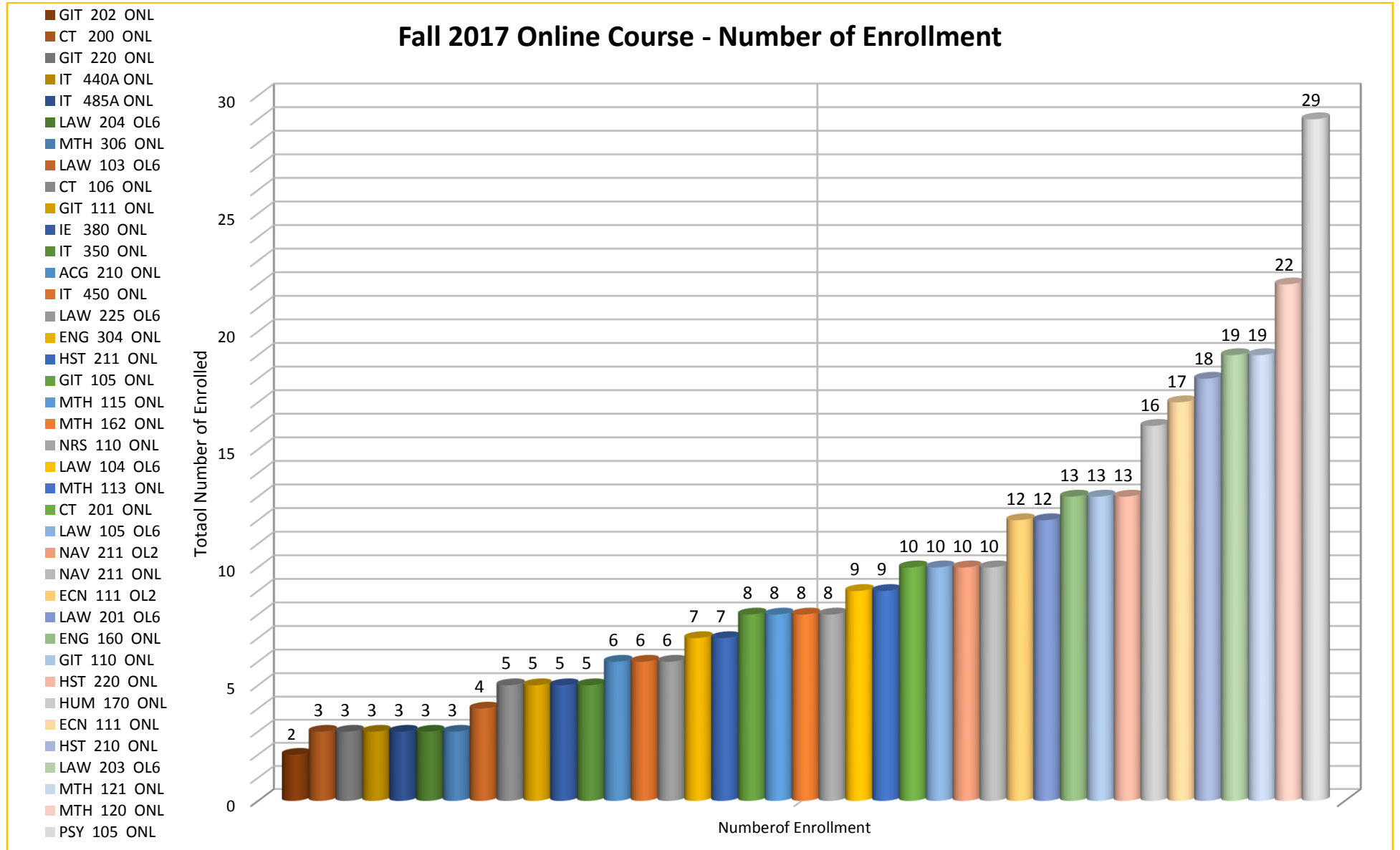
Spring 2018 - Age of Online Students



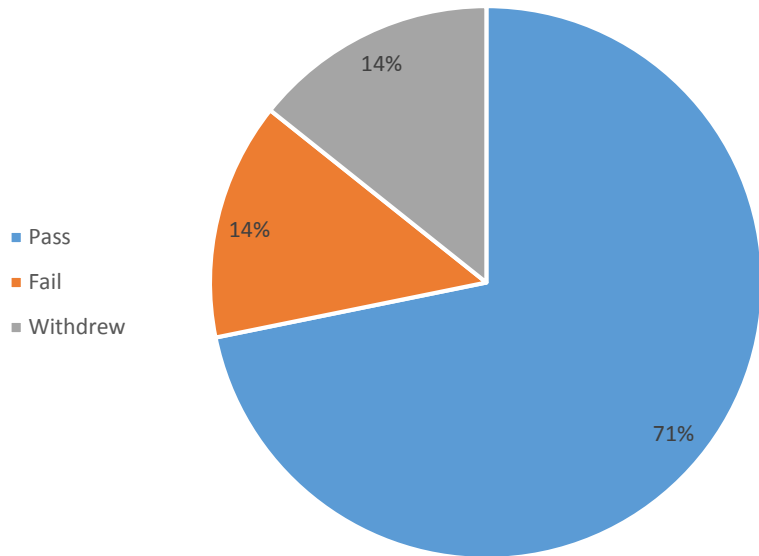
THE PERCENTAGE FROM WHICH THE ONLINE STUDENT HAS LISTED AS THEIR HOME STATE FOR THE SPRING 2018. MAJORITY OF STUDENTS ARE FROM THE STATE OF NEW MEXICO (125) AND ARIZONA (118).



We offered 39 full online courses with 23 online faculty for the Fall 2017 semester. The enrollment figures range from 2 to 29 students in the courses. The graph below shows the number of enrollment and the courses offered with total number being 369 students.



Pass Rate for Fall 2017 Online Courses

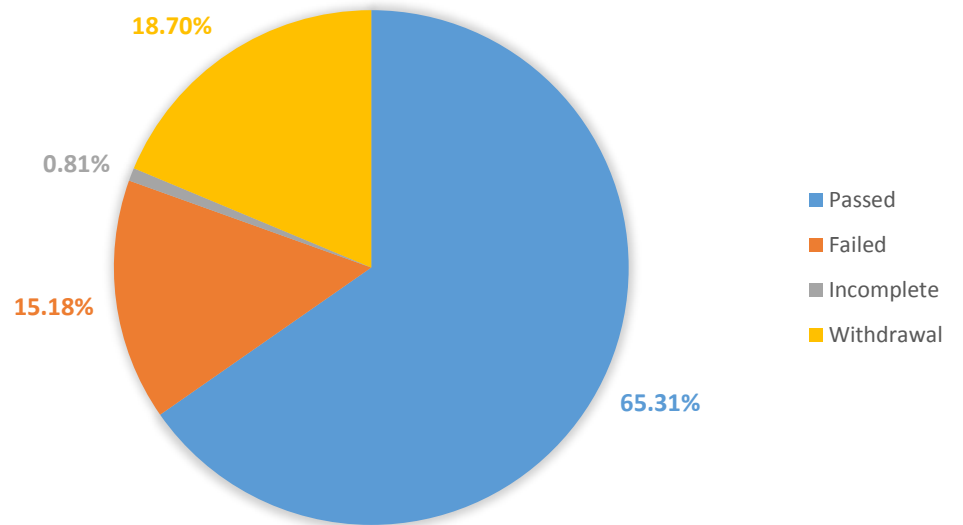


THE PIE CHARTS SHOW THAT ONLINE COURSES HAVE A 65.31% PASS FINAL GRADES AND 71% PASS RATE WHEN CALCULATING A,B,C,D'S AND SEPARATING F AND W. USING THE FACULTY AND STUDENT E-LEARNING POLICIES AS A REFERENCE AND ENSURING THE E-LEARNING DEPARTMENT COMPLETES ITS EFFORTS TO PROVIDE AND DEVELOP ONLINE INTERACTIVE SUPPORT SERVICES FOR BOTH FACULTY AND STUDENTS COULD SERVE AS A MEANS TO INCREASE THE SUCCESS OF ONLINE LEARNING. THE FOLLOWING TWO GRAPHS ON THE NEXT PAGE DISPLAY THE FALL 2017 FINAL GRADES AND THE PERCENTAGE. A TOTAL OF 369 ONLINE STUDENTS FOR THE FALL 2017 SEMESTER. THE TABLES BELOW SHOW THE FINAL GRADES RANGING FROM A, B, C, D, F, I AND NG (NG=NO GRADE). (WHAT TABLES?)

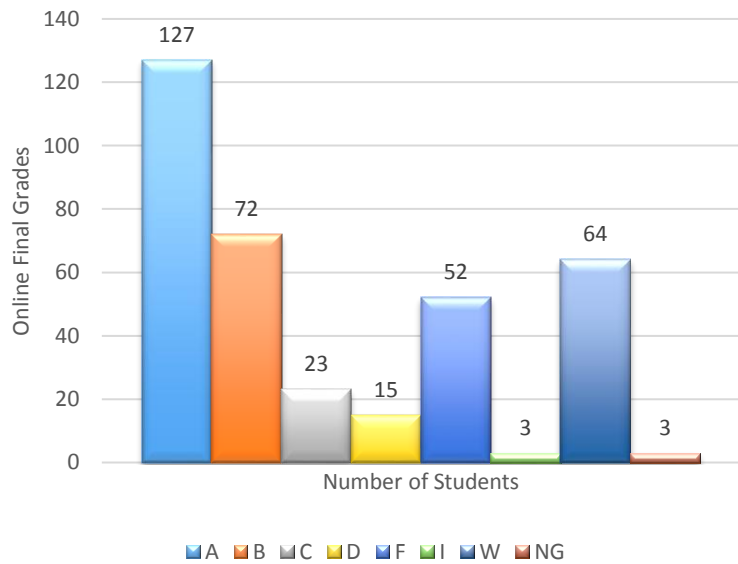


IN COMPARING AND CONTRASTING BETWEEN FALL 2017 AND FALL 2016, THE ONLINE COURSE GRADES ARE GETTING BETTER. THE WITHDRAWS ARE INCREASING. I WILL INQUIRE AND INVESTIGATE THE REASON FOR THE INCREASE FOR W'S.

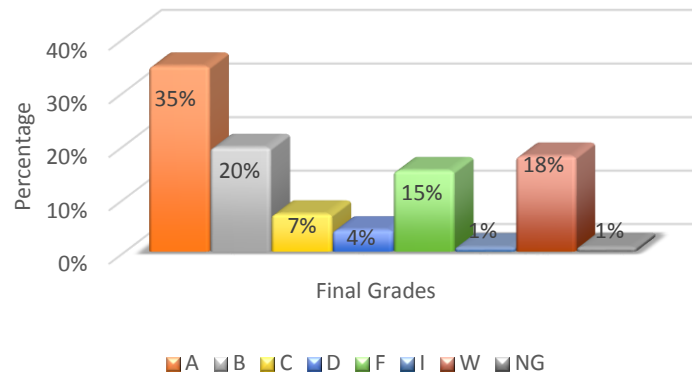
FALL 2017 FINAL GRADES ONLINE STUDENT OUTCOMES



Fall 2017 Number of Online Final Grades



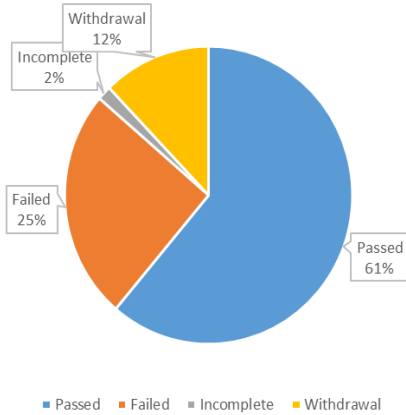
Fall 2017 Online Course Grades



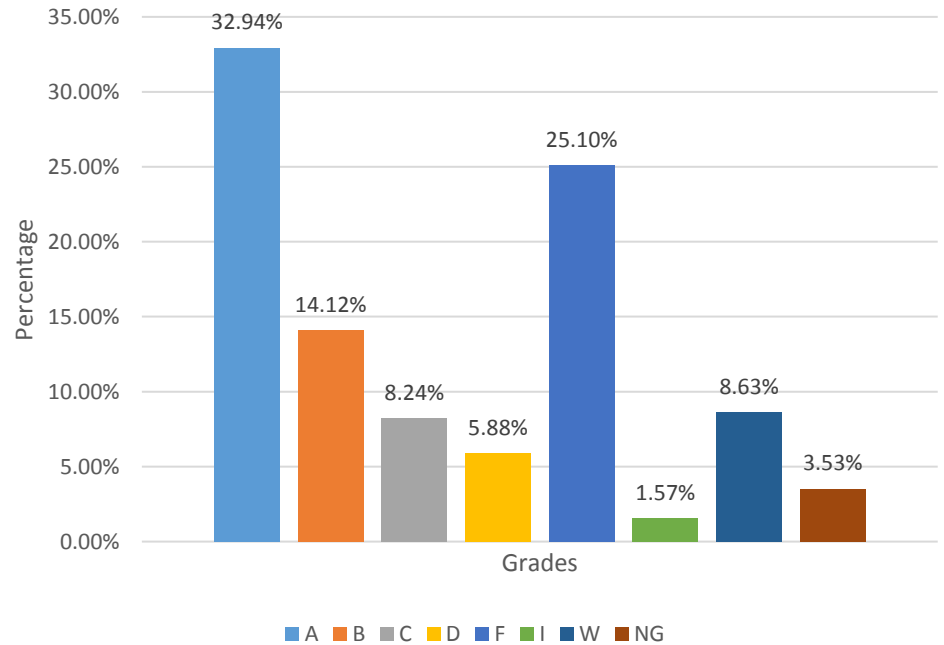
(THE NUMBER OF A'S AND B'S HAVE INCREASED. F'S ARE STILL A CONCERN AND W'S ARE INCREASING HIGHER THEN F'S).

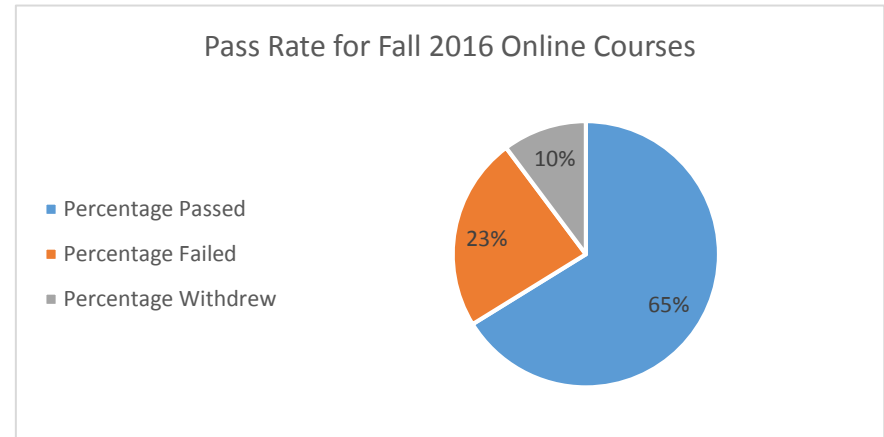
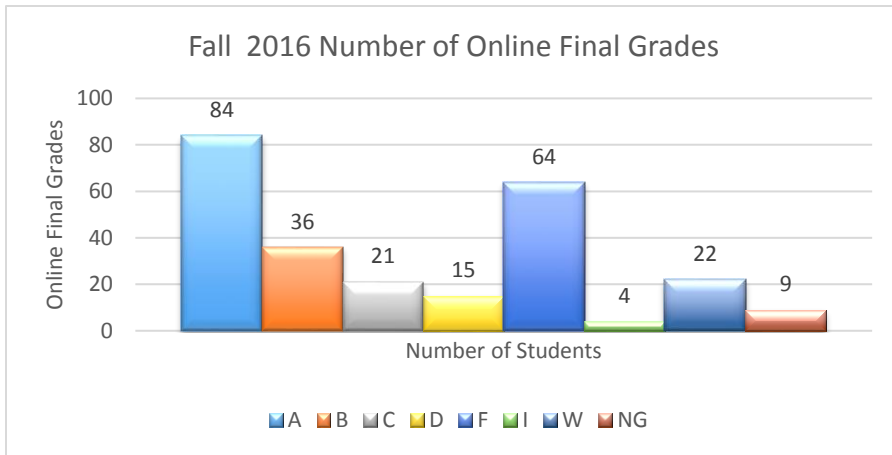
THE FOLLOWING TWO GRAPHS DISPLAY THE FALL 2016 FINAL GRADES AND THE PERCENTAGE. A TOTAL OF 255 ONLINE STUDENTS AND 19 ONLINE COURSES WITH 13 ONLINE FACULTY.

Fall 2016 Online Student Outcomes

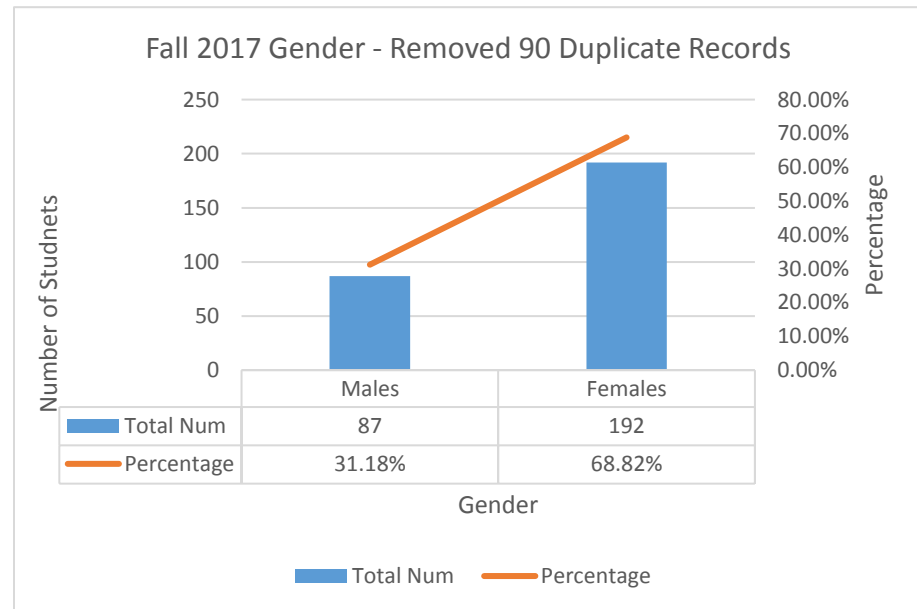
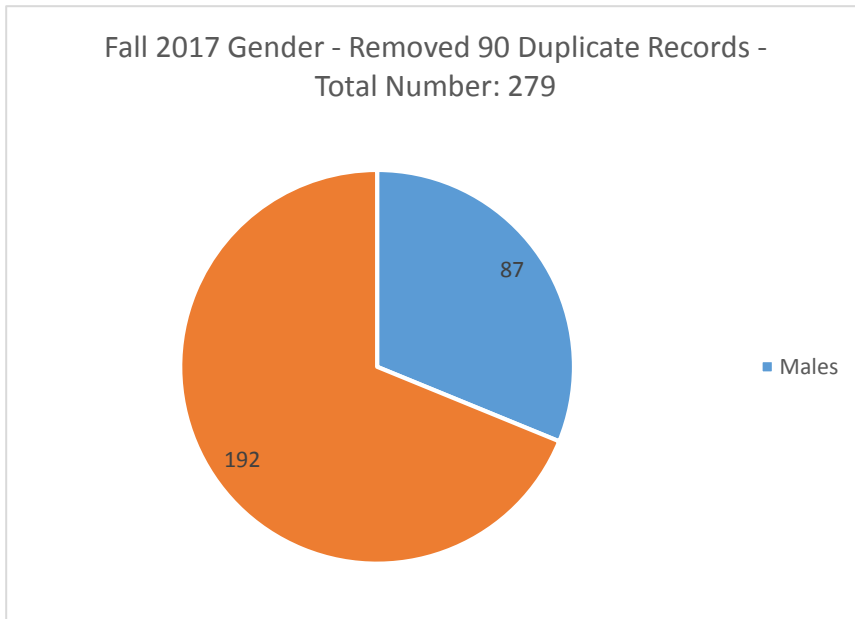


Fall 2016 Online Course Grades

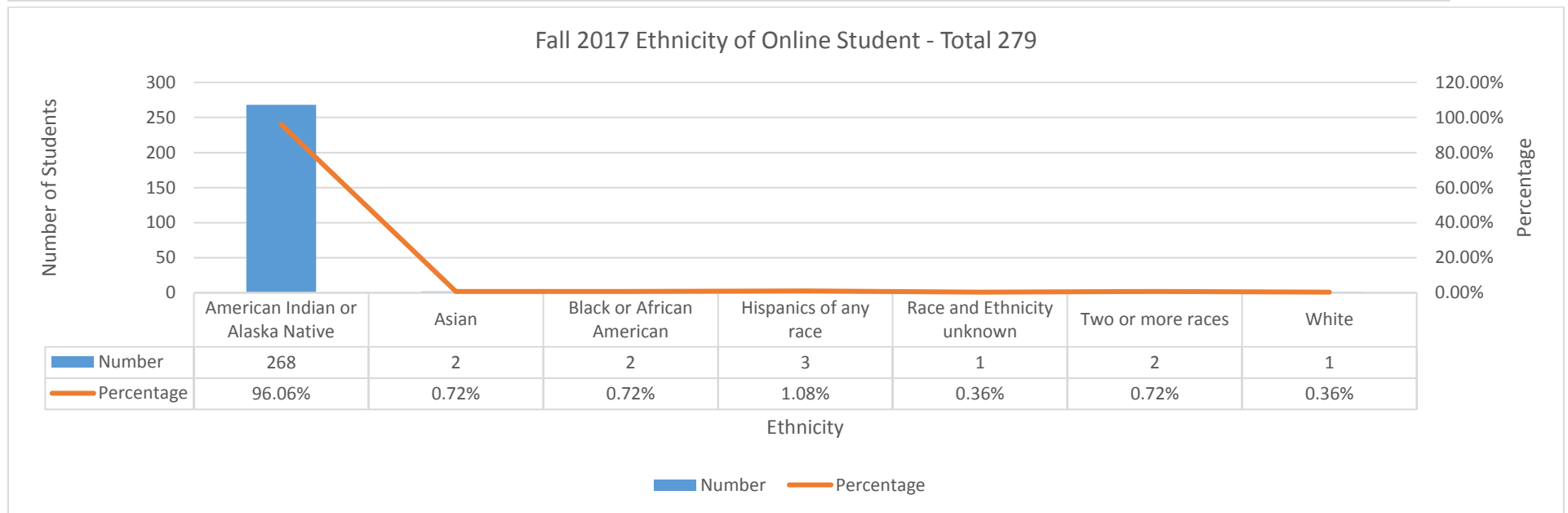
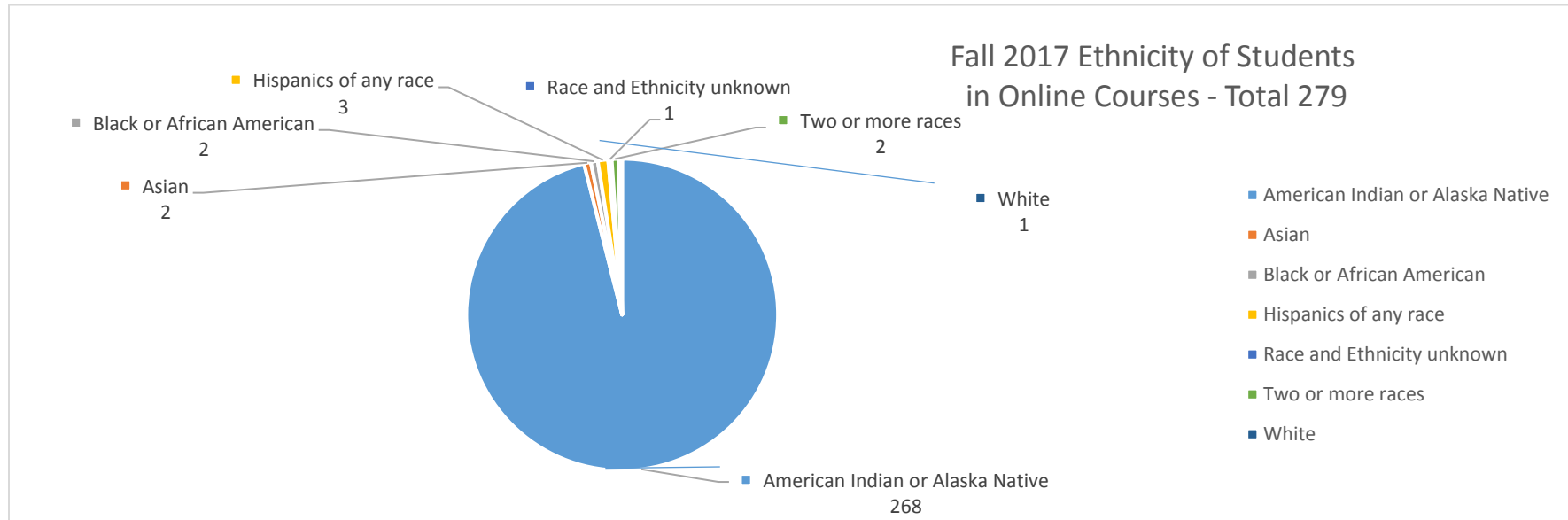




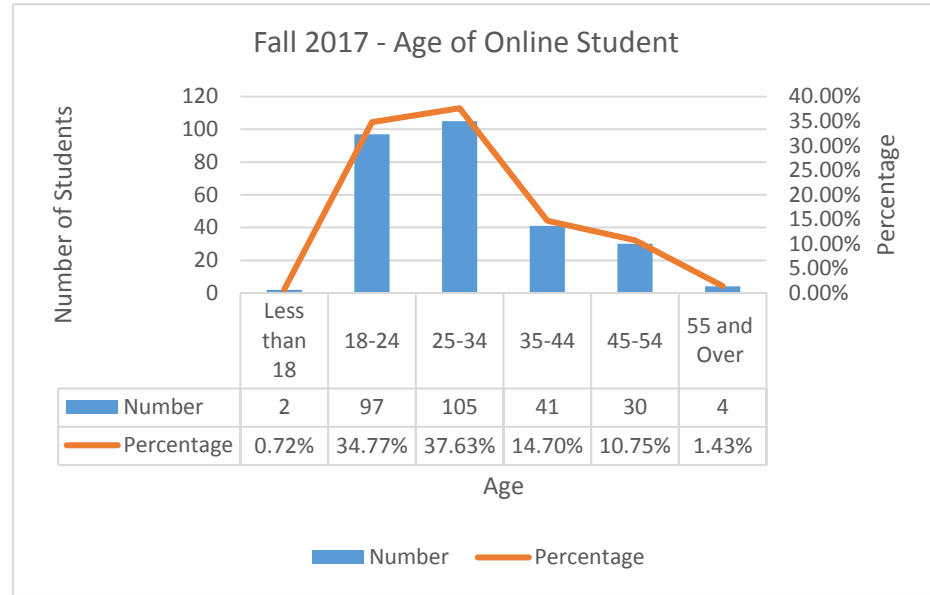
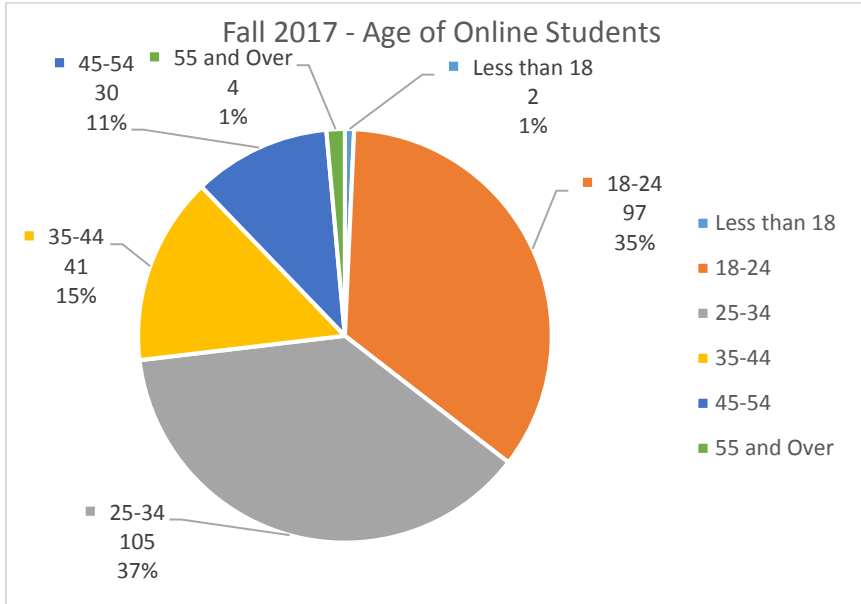
BELOW IS THE TOTAL NUMBER AND PERCENTAGE ACCORDING TO GENDER FOR ONLINE COURSES. THE TOTAL AMOUNT OF 279 REFERENCES ONLINE UNDUPLICATED STUDENT HEADCOUNT. (TOTAL ENROLLED/COURSE ONLINE STUDENT HEADCOUNT 369 - 90 DUPLICATED STUDENTS = 279 UNDUPLICATED ONLINE STUDENT HEADCOUNT) THE DATA NOTES THAT THE MAJORITY OF THE ONLINE STUDENTS ARE AMERICAN INDIAN, 69% ARE FEMALE, 35% ARE AGES 18-14 (97 STUDENTS) AND 38% ARE AGES 25-34 (105 STUDENTS).



TOTAL NUMBER OF MINORITY STUDENTS IN ONLINE COURSES FOR FALL 2017.



THE NEXT TWO GRAPHS INCLUDE FALL 2017 – AGE OF ONLINE STUDENT AND PERCENTAGE.



THE HIGHER LEARNING COMMISSION (HLC) GUIDELINES FOR DISTANCE EDUCATION CAN BE FOUND AT URL [HTTP://DOWNLOAD.HLCOMMISSION.ORG/C-RAC_DISTANCE_ED_GUIDELINES_7_31_2009.PDF](http://download.hlcommission.org/C-RAC_Distance_Ed_Guidelines_7_31_2009.pdf). HLC DISTANCE EDUCATION GUIDELINES, REQUIRES THE UNIVERSITY TO PROVIDE SUPPORT AND EVIDENCE THAT WE ARE MEETING THE ONLINE LEARNING NEEDS AND EXPECTATIONS FOR BOTH STUDENTS AND FACULTY. AS AN EXAMPLE, OF RESOURCES WE OFFER STUDENTS: NETTUTOR (ONLINE TUTORING) AND SOON TO BE LAUNCHED AN ONLINE ORIENTATION TOOL.

nettutor
FREE ONLINE TUTORING IS AVAILABLE

For more information, please contact:
 Colleen Arviso
 E-Learning Director
 scarleo@navajotech.edu
 (505) 728-7060
 Mod 8

FOR ACCESS TO FREE ONLINE TUTORING

1. Go to <http://moodle.navajotech.edu/>
2. Click on the "Login" link at the top bar
3. Use your NTU ID and Password to log in.

Your courses are located under "My Courses" in the main page; you may need to scroll down if you do not see your course. You will not see any listings if you are not enrolled in any courses.

*Please disable your pop-up blocker before clicking the link

SUBJECTS

Accounting	Criminal Justice	Math (All Levels) & Logic
Anthropology	Economics	Nursing
Biology	English & Literature	Paper Center & Live Writing
Business	Finance	Physics
Chemistry	Geology	Psychology
Computer Science	History	Statistics



LOGIN

FIRST TIME HERE?
 Create an account to get started.

[CREATE NEW ACCOUNT](#)

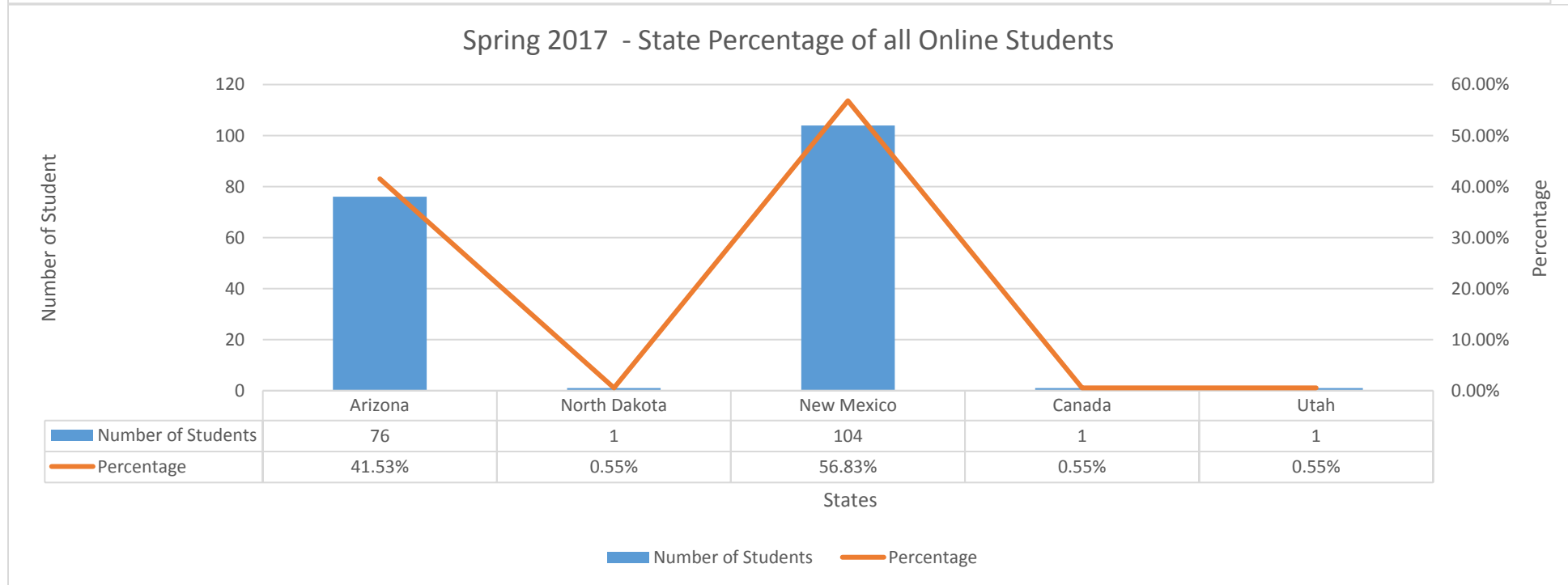
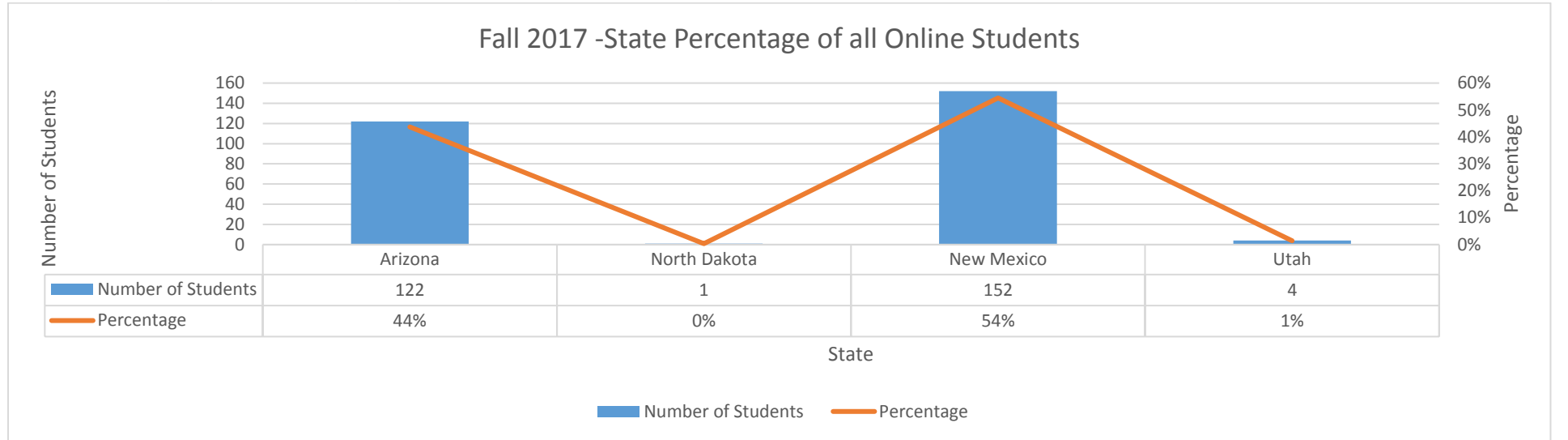
RETURNING
 Welcome back! Please log in below.

Student ID#

Password

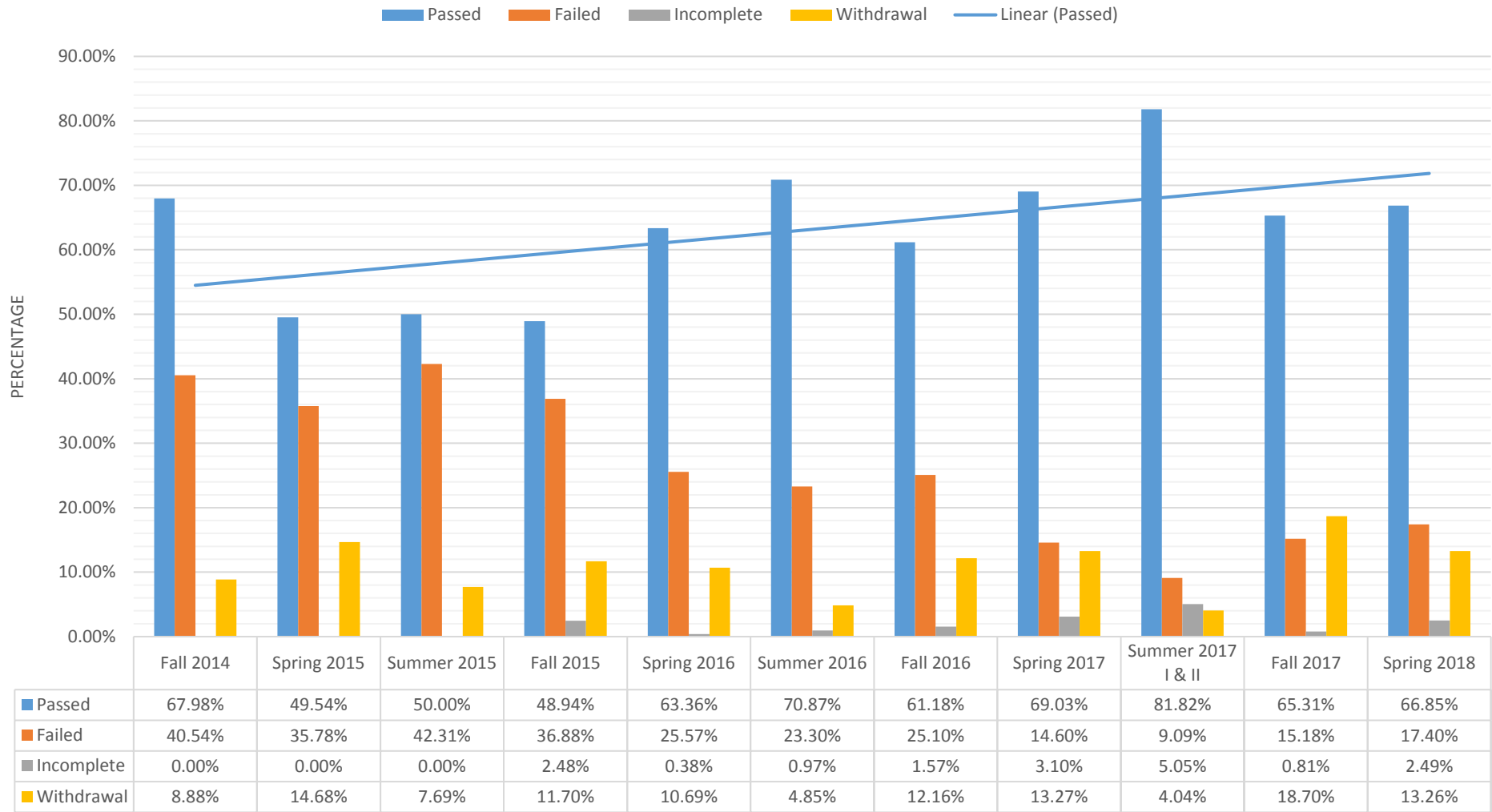
[FORGET PASSWORD](#) [SUBMIT](#)

THE PERCENTAGE FROM WHICH THE ONLINE STUDENT HAS LISTED AS THEIR HOME STATE FOR THE FALL 2017 AND SPRING 2017. MAJORITY OF STUDENTS ARE FROM THE STATE OF NEW MEXICO (152) AND ARIZONA (122).



We certainly have many challenges and obstacles but it's the challenges that help us improve and learn how to make our environment better. As an example, the chart below shows how the pass rate for online courses is improving. The E-Learning department ensures HLC Distance Education, C-RAC, and NC-SARA guidelines are met. Adopting and implementing such resources will directly impact the rate in a positive direction. **My goal is to reach 80 percent pass rate by ensuring the online students have all the support and resources needed to be a successful online learner.**

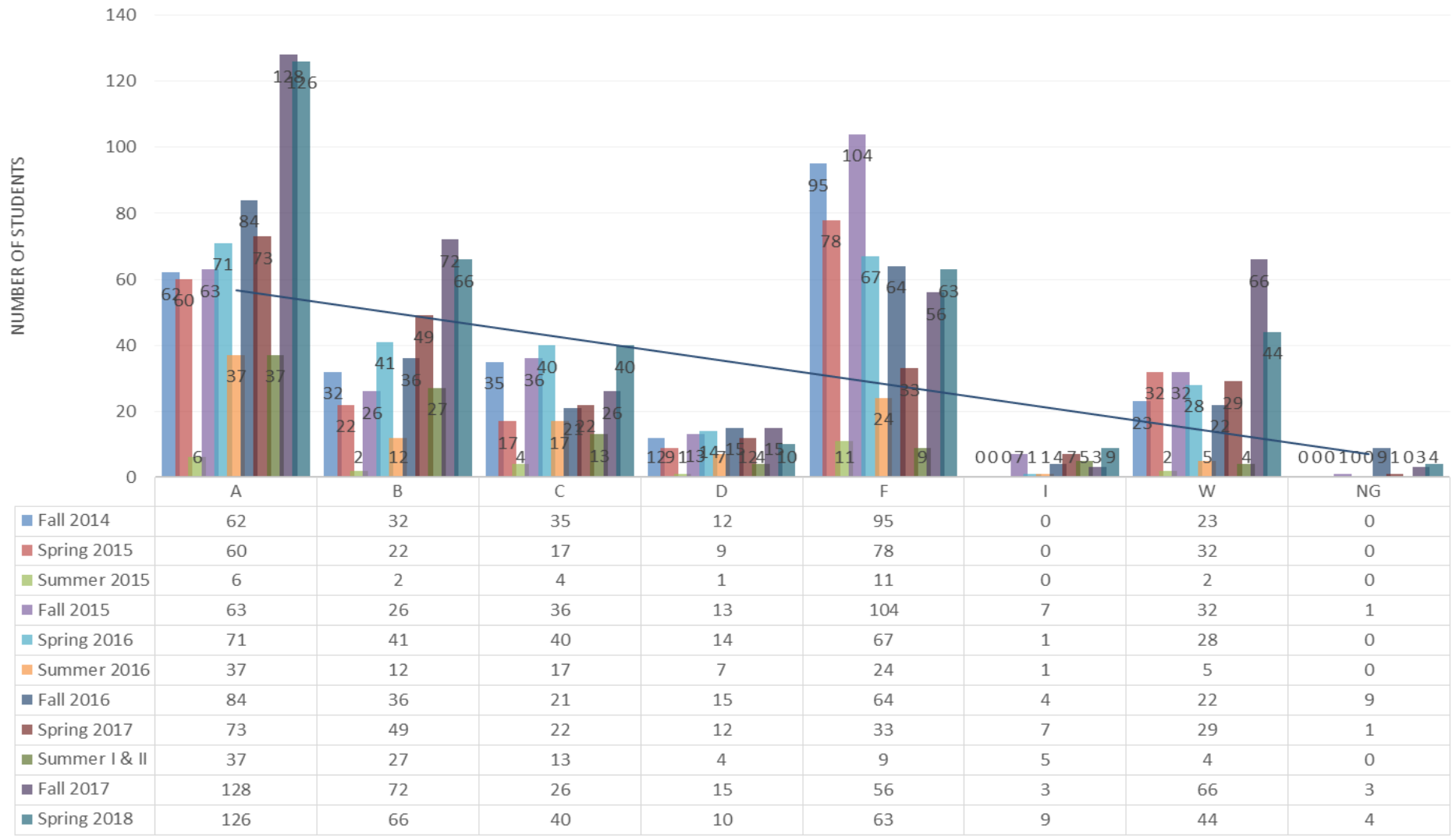
NTU Overall Online Course Rate from Fall 2014 to Spring 2018



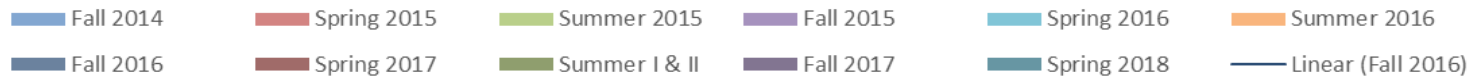
PASS RATE

THE NEXT TABLE SHOWS THE ONLINE COURSE GRADES FROM FALL 2014 TO SPRING 2018 AND NOTICE THE PASS GRADES ARE GETTING BETTER OVER TIME. (NG=NO GRADE)

NTU Online Course Grades from Fall 2014 to Spring 2018



GRADES



THE TABLE BELOW REFERENCES THE NUMBER OF ONLINE COURSES OFFERED, NUMBER OF ENROLLMENT, AND ONLINE PROFESSORS BY SEMESTER.

Semester	Number Online Courses	Number Enrolled	Number of Professors
Fall 2014	12	260	9
Spring 2015	12	218	9
Summer 2015	2	26	2
Fall 2015	21	282	13
Spring 2016	19	262	13
Summer 2016	11	103	8
Fall 2016	18	251	13
Spring 2017	21	226	13
Summer 2017	Session I: 9 Session II: 7	Session I: 61 Session II: 38	Session I: 8 Session II: 5
Fall 2017	39	369	23
Spring 2018	35	361	22
Summer 2018	13	107	8
Fall 2018	31	295 (as of 09-04-18)	19

FALL 2018 ONLINE COURSES

ONLINE FALL 2018 COURSES (AUGUST 13, 2018 – DECEMBER 6, 2018)

Course Number	Course Name	Time (Days / Week)	Location	Instructor	Credits
DFT 240 ONL	Building Codes	Online	http://moodle.navajotech.edu	Elisha Wortham	3
ECM 340 ONL	Young w/ Diverse	Online	http://moodle.navajotech.edu	Juanita Becenti	3
ECN 111 ONL	Intro to Econ	Online	http://moodle.navajotech.edu	Ma-Ethel Ramirez	3
EE 303 ONL	Prob & Ran Sig	Online	http://moodle.navajotech.edu	Bhargava Katrepalli	3
EE 440 ONL	Oper Sys I	Online	http://moodle.navajotech.edu	Ahmed Sammoud	3
HST 210 ONL	Am Hist to 1877	Online	http://moodle.navajotech.edu	Michael Swick	3
HST 211 ONL	Am Hist 1877	Online	http://moodle.navajotech.edu	Michael Swick	3
HST 220 ONL	Hist Southwest	Online	http://moodle.navajotech.edu	Michael Swick	3
LAW 103 OL6	Criminal Law	Online	http://moodle.navajotech.edu	David Benatar	3
LAW 104 OL6	Legal R&W	Online	http://moodle.navajotech.edu	Sara Espahbodi	3
LAW 112 OL6	Evidence	Online	http://moodle.navajotech.edu	Jocelyn Garrison	3
LAW 204 OL6	Adv. Business Law	Online	http://moodle.navajotech.edu	David Benatar	3
LAW 205 OL6	Prof. Resp&Ethc	Online	http://moodle.navajotech.edu	Jocelyn Garrison	3
LAW 221 OL6	Law Adv Intern	Online	http://moodle.navajotech.edu	Carolyn Drouin	3

LAW 225 OL6	NN Bar Review	Online	http://moodle.navajotech.edu	Carolyn Drouin	3
MTH 098 ONL	Tech Math I	Online	http://moodle.navajotech.edu	Sushil Chaudhary	3
MTH 113 ONL	Tech Math II	Online	http://moodle.navajotech.edu	Sushil Chaudhary	3
MTH 118 ONL	Intro/Interm Algebra	Online	http://moodle.navajotech.edu	Carlos Paez Paez	5
MTH 121 ONL	College Algebra	Online	http://moodle.navajotech.edu	Shasha Han	4
MTH 162 ONL	Calculus I	Online	http://moodle.navajotech.edu	Shasha Han	4
MTH 163 ONL	Calculus II	Online	http://moodle.navajotech.edu	Shasha Han	4
MTH 306 ONL	College Geometry	Online	http://moodle.navajotech.edu	Carlos Paez Paez	3
NAV 211 ONL	Navajo History	Online	http://moodle.navajotech.edu	Lupita Chicag	3
NRS 103 ONL	Med Term	Online	http://moodle.navajotech.edu	Laura Blalock	3
PAD 110 ONL	Pub Fin Admin	Online	http://moodle.navajotech.edu	Ma-Ethel Ramirez	3
PAD 225 ONL	Hum Beh In Org	Online	http://moodle.navajotech.edu	Ma-Ethel Ramirez	3
PSY 210 ONL	Dev Psychology	Online	http://moodle.navajotech.edu	Kellylynn Zuni	3
IT 435A-ONL	HPC/Parallel Computing	Online	http://moodle.navajotech.edu	Jared Ribble	3
IT 440A-ONL	Advanced Technology Security	Online	http://moodle.navajotech.edu	Jason Arviso	3
IT 485A-ONL	Advanced Technology Administration	Online	http://moodle.navajotech.edu	Jason Arviso	3
SSC 100-ODC	College Success Skills (Dual Credit)	Online	http://moodle.navajotech.edu	Coleen Arviso	3

E-LEARNING WEBPAGE AT URL [HTTP://WWW.NAVAJOTECH.EDU/ACADEMICS/E-LEARNING](http://www.navajotech.edu/academics/e-learning). THE E-LEARNING DEPARTMENT AND THE ONLINE EDUCATION COMMITTEE WORK ON NUMEROUS TASKS AND PLANS TO ENSURE THE ONLINE LEARNING ENVIRONMENT AT NTU GROWS AND IMPROVES IN AREAS THAT REQUIRE MORE WORK AND DETAIL REGARDING LAYING THE FOUNDATION TO ENSURE BOTH FACULTY AND STUDENT NEEDS ARE ADDRESSED AND MET.

FUTURE PLANS: THE ONLINE EDUCATION COMMITTEE SELECTED AN ONLINE ORIENTATION PROGRAM CALLED ADVANCE DESIGN GROUP WHICH IS SET TO LAUNCH FALL 2018. PROVIDE A STRUCTURED PLAN TO USE QUALITY MATTER (QM) TRAINING AS THE MAIN SOURCE TO GET ONLINE FACULTY CERTIFIED. ESTABLISH A FULL ONLINE PROGRAM IN MIS. USE DATA AND SURVEY RESULTS TO ASSESS AND IMPLEMENT IMPROVEMENTS IN ONLINE COURSES AT NTU. WORKING ON HOW ONLINE LEARNING CAN HELP INCREASE ENROLLMENT NUMBERS. WORKING ON BUDGET FOR ONLINE LEARNING. WHICHE ICE – COLLABORATE AND PROVIDE AN INTERNAL PROCESS ON HOW TO ACCESS COURSE-SHARING RESOURCES TO HELP STUDENTS GRADUATE ON TIME. DESIGN A COMMUNICATION PROCESS AND DESIGN A FLOWCHART FOR OUR INTERNAL REGISTRATION PROCESS FOR ONLINE DUAL CREDIT COURSES.

THANK YOU,
 COLEEN ARVISO
 DIRECTOR OF E-LEARNING
 (505) 728-7069
ccarviso@navajotech.edu

RESOURCES
 E-LEARNING RESOURCES: <http://www.navajotech.edu/academics/e-learning>

FACULTY RESOURCES: <http://www.navajotech.edu/faculty-staff/e-learning-resources>

STUDENT RESOURCES: <http://www.navajotech.edu/students/e-learning-resources>

NC-SARA: <http://nc-sara.org/states/NM>

WICHE-ICE: <https://www.wiche.edu/ice/about>

HLC DISTANCE EDUCATION GUIDELINES: http://download.hlcommission.org/C-RAC_Distance_Ed_Guidelines_7_31_2009.pdf

NTU BEST ONLINE COLLEGE: <https://www.bestvalueschools.org/best-online-colleges-in-new-mexico/>